

# SELECTED FINANCIAL DATA

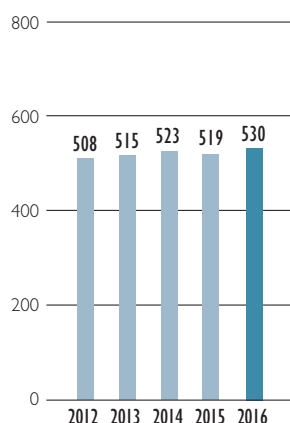
Year ended March 31

Consolidated	Millions of yen				
	2012	2013	2014	2015	2016
<b>Results for the year:</b>					
Revenue from operations	¥ 508,332	¥ 515,224	¥ 523,187	¥ 518,715	¥ 529,812
Operating income	38,631	44,119	49,377	49,858	52,935
Ordinary income	28,660	36,366	42,062	44,098	45,695
Income before income taxes	29,979	30,320	39,003	47,259	42,576
Net income attributable to owners of the parent	17,838	19,675	25,049	30,147	27,498
Comprehensive income	19,361	29,692	27,753	50,029	15,504
<b>Per share of common stock (in yen):</b>					
Net income—basic	¥ 24.71	¥ 27.26	¥ 34.72	¥ 41.80	¥ 38.14
<b>Year-ended financial position:</b>					
Total assets	¥1,311,185	¥1,264,502	¥1,244,345	¥1,253,849	¥1,257,332
Net assets	221,604	245,546	267,574	308,210	317,023

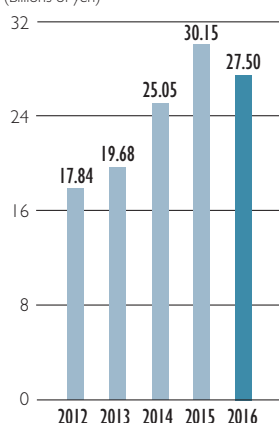
Non-Consolidated	Millions of yen				
	2012	2013	2014	2015	2016
<b>Results for the year:</b>					
Revenue from operations	¥ 154,877	¥ 158,467	¥ 163,047	¥ 162,329	¥ 164,757
Operating income	31,478	32,860	39,044	38,417	42,294
Ordinary income	22,123	25,391	31,141	32,559	34,131
Income before income taxes	25,351	17,828	30,732	36,309	33,028
Net income	14,269	10,763	20,088	22,410	21,289
<b>Per share of common stock (in yen):</b>					
Net income—basic	¥ 19.66	¥ 14.83	¥ 27.69	¥ 30.91	¥ 29.37
Cash dividends	7.00	7.50	8.00	8.50	9.00
<b>Year-ended financial position:</b>					
Total assets	¥1,117,720	¥1,102,186	¥1,092,399	¥1,092,586	¥1,101,992
Net assets	203,282	217,237	233,375	260,496	271,951

## CONSOLIDATED DATA

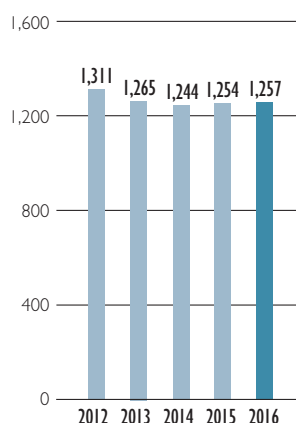
### Revenue from operations (Billions of yen)



### Net income attributable to owners of the parent (Billions of yen)



### Total assets (Billions of yen)



### Net assets (Billions of yen)

