

SELECTED FINANCIAL DATA

Year ended March 31

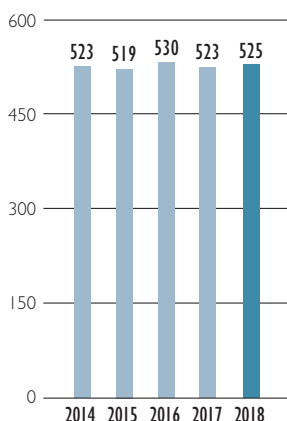
Consolidated	Millions of yen				
	2014	2015	2016	2017	2018
Results for the year:					
Revenue from operations	¥ 523,187	¥ 518,715	¥ 529,812	¥ 523,032	¥ 524,661
Operating income	49,377	49,858	52,935	49,947	51,465
Ordinary income	42,062	44,098	45,695	46,639	47,892
Income before income taxes	39,003	47,259	42,576	39,712	43,941
Net income attributable to owners of the parent	25,049	30,147	27,498	26,068	29,328
Comprehensive income	27,753	50,029	15,504	28,472	33,333
Per share of common stock (in yen):					
Net income—basic	¥ 34.72	¥ 41.80	¥ 76.27	¥ 72.31	¥ 81.36
Year-end financial position:					
Total assets	¥1,244,345	¥1,253,849	¥1,257,332	¥1,270,102	¥ 1,297,335
Net assets	267,574	308,210	317,023	338,703	366,467

Non-Consolidated	Millions of yen				
	2014	2015	2016	2017	2018
Results for the year:					
Revenue from operations	¥ 163,047	¥ 162,329	¥ 164,757	¥ 166,445	¥ 169,556
Operating income	39,044	38,417	42,294	39,824	40,360
Ordinary income	31,141	32,559	34,131	36,163	36,788
Income before income taxes	30,732	36,309	33,028	31,843	36,786
Net income	20,088	22,410	21,289	22,516	25,834
Per share of common stock (in yen):					
Net income—basic	¥ 27.69	¥ 30.91	¥ 58.74	¥ 62.13	¥ 71.29
Cash dividends	8.00	8.50	9.00	14.50	20.00
Year-end financial position:					
Total assets	¥1,092,399	¥1,092,586	¥1,101,992	¥1,107,878	¥ 1,131,724
Net assets	233,375	260,496	271,951	286,890	307,463

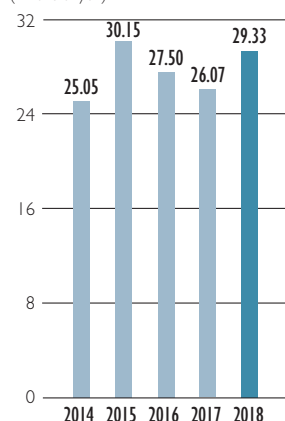
Note: The Company implemented a share consolidation in which two shares are consolidated into one share on October 1, 2016. Net income per share and cash dividends per share are calculated based on the assumption that the share consolidation was executed at the beginning of the fiscal year ended March 31, 2016 (For per share of common stock, see Note 20 of the Notes to Consolidated Financial Statements).

CONSOLIDATED DATA

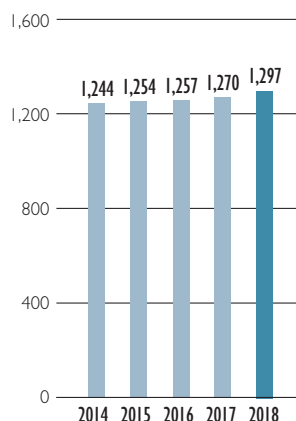
Revenue from operations
(Billions of yen)



Net income attributable to owners of the parent
(Billions of yen)



Total assets
(Billions of yen)



Net assets
(Billions of yen)

