

Visit Enoshima and Kamakura by Limited Express Romancecar

The Romancecar has reserved seating only for travel to Fujisawa and Enoshima, and is fast and comfortable!

Additional limited express surcharge is required for the Romancecar.



If you have an Enoshima / Kamakura Freepass from Shinjuku, only the additional limited express surcharge of 750 yen is required.

Discounted excursion ticket Enoshima / Kamakura Freepass, 1,640 yen from Shinjuku*



750 yen (one way) for limited express surcharge between Shinjuku and Katase-Enoshima

*For an Enoshima / Kamakura Freepass starting elsewhere than Shinjuku: for example, with an Enoshima / Kamakura Freepass from Fujisawa traveling one-way by Romancecar between Shinjuku and Katase-Enoshima takes a normal fare of 610 yen plus 750 yen for the limited express surcharge.
*You can save 50 yen if you use the Odakyu's digital ticket purchase website (EMot Online Tickets) to purchase your electronic limited express ticket.

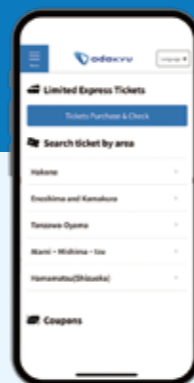
Buying digital tickets and limited express tickets is easy and convenient with EMot Online Tickets!

*EMot Online Tickets is available in English, Chinese (traditional and simplified), and Korean.

How to buy and use Limited Express Romancecar tickets

Click on "Tickets Purchase & Check" on the home page to book or purchase limited express tickets. Once you have purchased a digital limited express ticket, you do not need to change it for a paper ticket. You can use the digital ticket to travel with.

Important points to note: *Please use a smartphone to purchase limited express tickets (They cannot be purchased using a PC or tablet PC) *Limited express tickets can be purchased for up to 8 people at one time *You will need to enter your credit card details to purchase tickets



How to buy and use Digital Enoshima/Kamakura Freepass



Important points to note: *Please note that digital tickets cannot be used without the necessary communication environment (WiFi, etc.) *You will need one smartphone per person to use digital tickets (PCs and tablet PCs cannot be used for this) *If you do not have a smartphone, please purchase a paper ticket at an Odakyu Sightseeing Service Center or ticket vending machine



You can find recommended places to visit and suggested itineraries for using a Freepass on the Odakyu official website.

● Official Website
<https://www.odakyu.jp/english/sightseeing/>



Odakyu Sightseeing Service Center

The Odakyu Sightseeing Service Center can provide tourist information about areas located near the Odakyu Line.



Odakyu Sightseeing Service Center, Shinjuku West
8:00 - 16:00
TEL 03-5909-0211



Odakyu Sightseeing Service Center, Odawara
8:30 - 16:30
TEL 0465-20-2266



<https://www.odakyu.jp/english/support/center/>

*Depending on the season and weather conditions, the views may look different from the photographs in this pamphlet. The information presented in this pamphlet was correct as of April 1, 2024.

ENOSHIMA / KAMAKURA FREEPASS

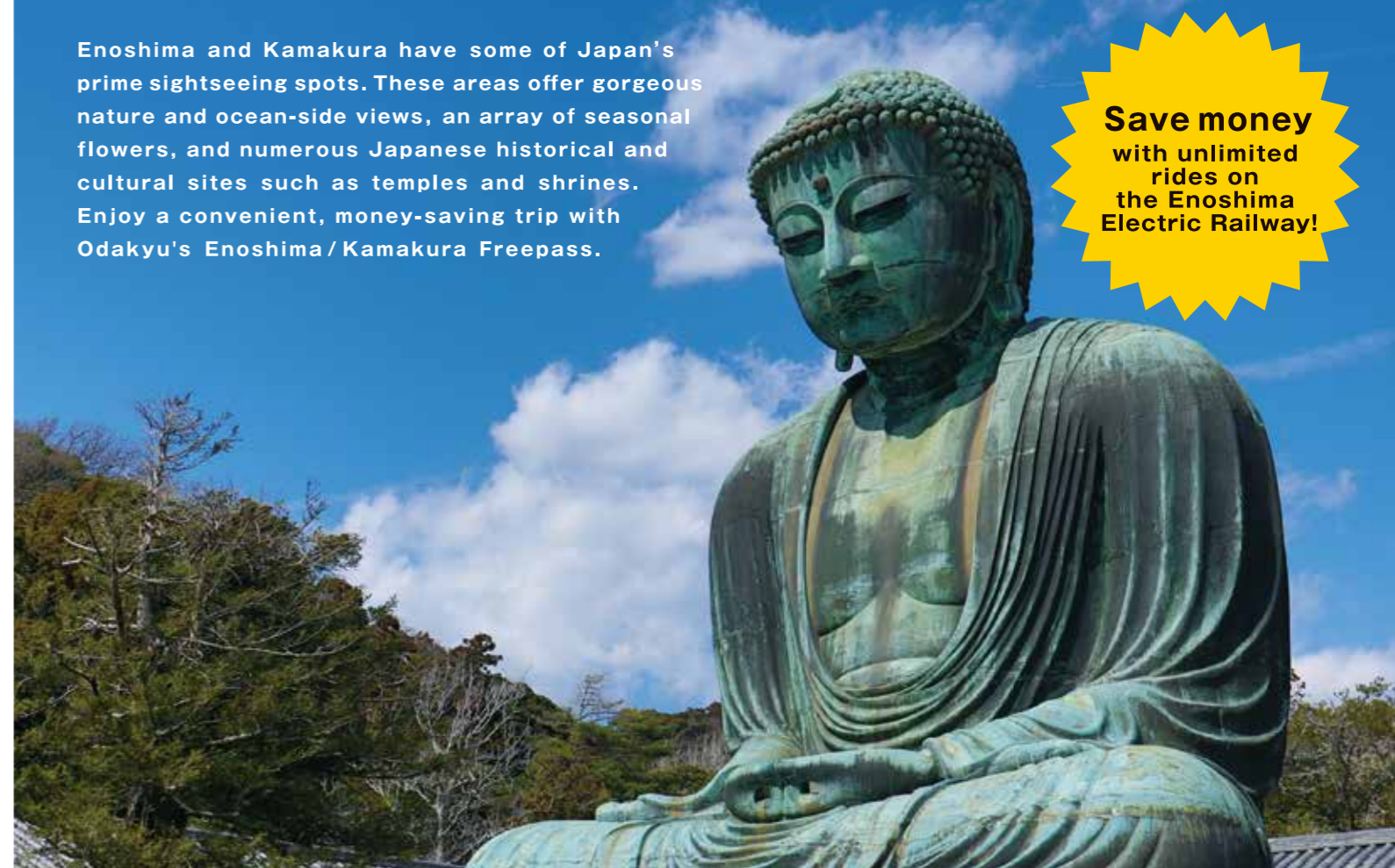
Digital tickets are available



Visit Enoshima and Kamakura using the Odakyu Line

Enoshima and Kamakura have some of Japan's prime sightseeing spots. These areas offer gorgeous nature and ocean-side views, an array of seasonal flowers, and numerous Japanese historical and cultural sites such as temples and shrines. Enjoy a convenient, money-saving trip with Odakyu's Enoshima / Kamakura Freepass.

Save money with unlimited rides on the Enoshima Electric Railway!



● Round-trip travel on the Odakyu Line + unlimited use of Enoden (all lines) and Odakyu Line (Fujisawa ⇄ Katase-Enoshima)!

*Additional fare is required if boarding outside of or traveling beyond designated areas.

- Does not include the Limited Express Romancecar surcharge. Please buy a limited express ticket if you use the Romancecar.
- Good for only one round-trip from the departure station to Fujisawa.
- The Enoshima / Kamakura Freepass can be purchased starting one month prior to the date of travel.

● 小田急線往復+江ノ電(全線)と小田急線(藤沢~片瀬江ノ島)が乗り降り自由!

*指定区間外での乗車、乗り越した場合は、その分の運賃をお支払いください。

● 特急ロマンスカーの料金は含まれません。ご利用には別途、特急券をご購入ください。 ● 発駅から藤沢駅の区間は、1往復しかできません。 ● 江の島・鎌倉フリーパスは乗車日の1ヶ月前から購入できます。

| Valid for 1 day | Adults | Children (6 - 11) |
|-----------------|-----------|-------------------|
| From Shinjuku | 1,640 Yen | 430 Yen |
| From Fujisawa | 810 Yen | 410 Yen |

- The Enoshima / Kamakura Freepass can be purchased starting one month prior to the date of travel at all Odakyu Line stations.
- The Enoshima / Kamakura Freepass does not include limited express surcharges.
- The Enoshima / Kamakura Freepass and limited express tickets can be purchased at any Odakyu Line station, EMot Online Tickets, or Odakyu Sightseeing Service Center.

● Instagram: @odakyu_global
https://www.instagram.com/odakyu_global/



● Official Website
https://www.odakyu.jp/english/passes/enoshima_kamakura/



Unlimited use with the Enoshima / Kamakura Freepass

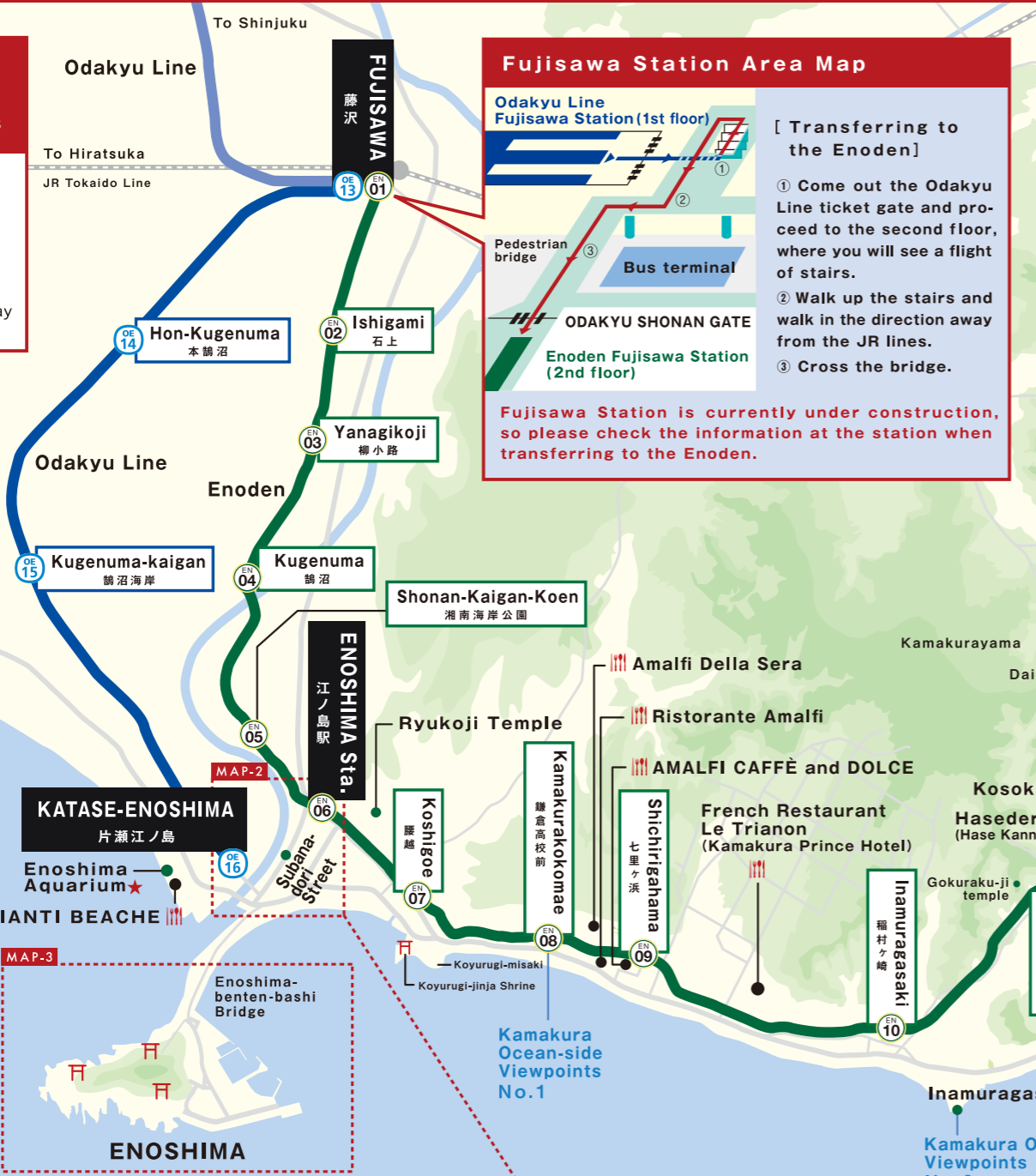
Odakyu Line (Fujiwara ↔ Katase-Enoshima)
Enoshima Electric Railway (Enoden)

About station numbers

OE 16 → Odakyu Line Station number
EN 01 → Enoden Station number

Odakyu Line Train Status Information

https://www.odakyu.jp/cgi-bin/user/emg/emergency_bbs.pl



Fujisawa Station Area Map

Odakyu Line Fujisawa Station (1st floor)
Enoden Fujisawa Station (2nd floor)

[Transferring to the Enoden]

- ① Come out the Odakyu Line ticket gate and proceed to the second floor, where you will see a flight of stairs.
- ② Walk up the stairs and walk in the direction away from the JR lines.
- ③ Cross the bridge.

Fujisawa Station is currently under construction, so please check the information at the station when transferring to the Enoden.

2 Kotoku-in (Great Buddha of Kamakura)

Since it was constructed some 750 years ago, the hall housing the Great Buddha was subject to damage in repeated natural disasters, and as a result the Buddha now sits outdoors. It measures approximately 11.3 meters in height.

1 Tsurugaoka Hachimangu

This shrine dates back to 1063 C.E., but it acquired its current appearance by order of Minamoto Yoritomo, founder of the Kamakura Shogunate. As such it has been an object of faith for the samurai class.

3 Hasedera Temple (Hase Kannon)★

Hasedera Temple was built in 736 C.E. Its primary image, revered since ancient times, is an 11-faced Kannon standing 9.18 meters in height. The temple's early-summer hydrangea are also a favorite tourist spot.

Yakuyoke Amida Buddha (Amitaba Buddha known for good luck and protection)
Hase Kannon

Kamakura Ocean-side Viewpoints

No. 1
From the platform of Kamakurakokomae on the Enoden Line

No. 2
From Kamakura Seaside Park at Inamuragasaki

Enoshima and Kamakura Travel Guide

<https://enokama.jp/en/>

ENOSHIMA

Enjoy Enoshima Course

Enoshima Island Spa ★
Enoshima Shrine Hoanden
Enoshima Samuel Cocking Garden
Enoshima "Escar"★ escalator
Enoshima Sea Candle (Enoshima Lighthouse Observation Tower)★
(Included in the 6th Japan Night View Heritage selection)

*Hetsu-miya, Nakatsu-miya, and Okutsu-miya are all affiliated with the Enoshima Shrine.

A map of the Two Enoshima Stations

The two stations are roughly ten minutes' walk apart.

KATASE-ENOSHIMA (片瀬江ノ島)
ENOSHIMA Sta. (江ノ島駅)

If you've got some extra time... Enjoy Enoshima Course (incorporates Enoshima "Escar" escalator)

★ indicates facilities providing special discounts or other benefits for Enoshima / Kamakura Freepass holders. (Inquire at the respective facilities for details.)
..... See MAP-3 of Enoshima *Travel times are approximate.

Odakyu KATASE-ENOSHIMA → On foot (approx. 15 min.) → Enoshima "Escar" escalator gate/transfer point → Enoshima "Escar" escalator (approx. 5 min.)

Top of Enoshima → On foot (approx. 15 min.) → ★ Enoshima Iwaya Cave → On foot (approx. 15 min.)

★ Enoshima Sea Candle (Enoshima Samuel Cocking Garden) : Take in magnificent views of the ocean and evening sun!

On foot (approx. 20 min.) → Odakyu KATASE-ENOSHIMA

Enoshima Sea Candle is open at night year-round (until 20:00)

