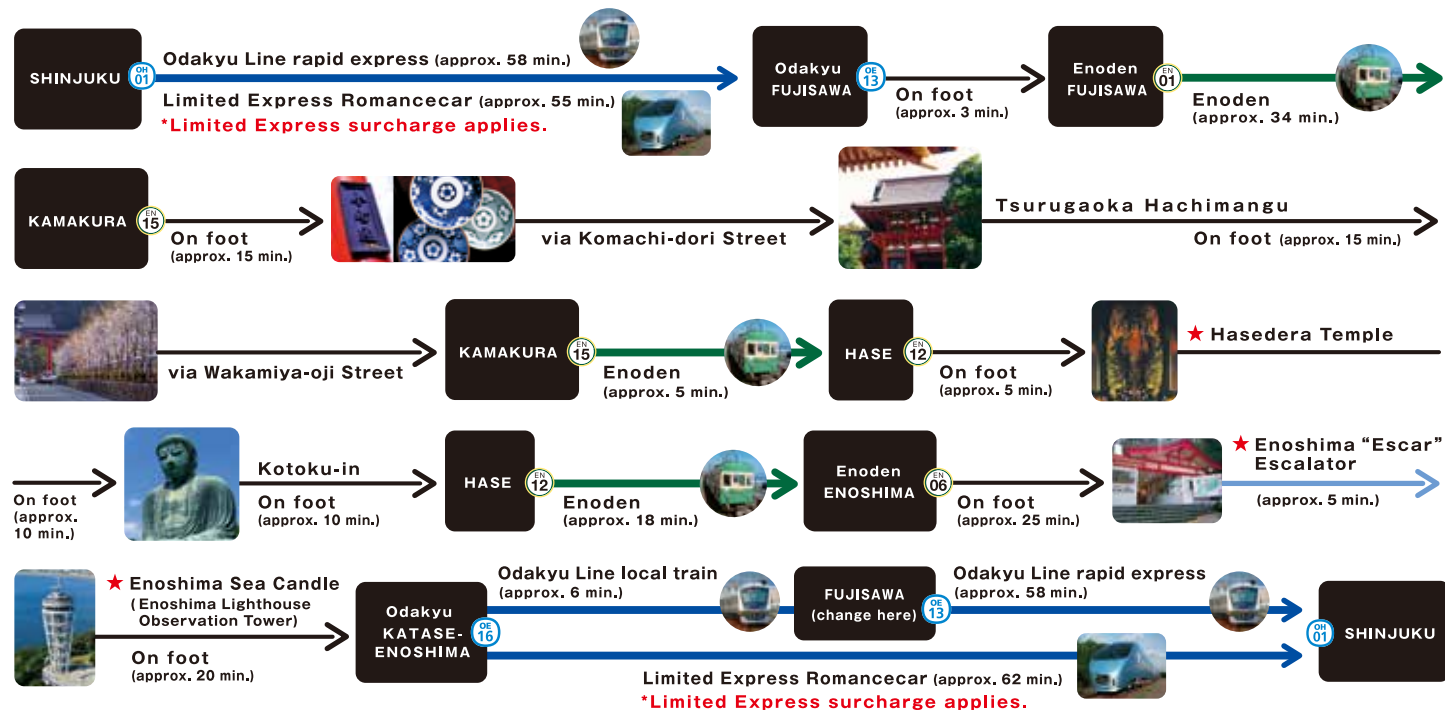


## Recommended Enoshima and Kamakura Area Sightseeing Courses From Shinjuku on the Odakyu Line!



## Visit Enoshima and Kamakura by Romancecar

The Romancecar has reserved seating only for travel to Fujisawa and Enoshima, and is fast and comfortable!

Additional limited express surcharge is required for the Romancecar.



If you have an Enoshima / Kamakura Freepass from Shinjuku, only the additional limited express surcharge of 750 yen is required.

Discounted excursion ticket Enoshima / Kamakura Freepass, 1,640 yen from Shinjuku\*

+ 750 yen (one way) for Limited Express Romancecar surcharge between Shinjuku and Katase-Enoshima

\*For an Enoshima / Kamakura Freepass starting elsewhere than Shinjuku: for example, with an Enoshima / Kamakura Freepass from Fujisawa traveling one-way by Romancecar between Shinjuku and Katase-Enoshima takes a normal fare of 610 yen plus 750 yen for the limited express surcharge.  
\*You can save 50 yen if you use the online service (e-Romancecar) to purchase your electronic limited express ticket.

Use the e-Romancecar webpage to buy the Limited Express ticket at any time or place!

- Possible to buy from either smartphone or PC
- No need to register membership number
- Pay by credit card



For more information, see Odakyu Electric Railway website  
<https://www.web-odakyu.com/e-romancecar>

\*e-Romancecar is available in English, Chinese (traditional and simplified), and Korean.



## Odakyu Sightseeing Service Center

The Odakyu Sightseeing Service Center can provide tourist information about areas located near the Odakyu Line.



Odakyu Sightseeing Service Center, Shinjuku West

8:00 - 16:00  
TEL 03-5909-0211



Odakyu Sightseeing Service Center, Odawara

8:30 - 16:30  
TEL 0465-20-2266



<https://www.odakyu.jp/english/support/center/>

\*Depending on the season and weather conditions, the views may look different from the photographs in this pamphlet.  
The information presented in this pamphlet was correct as of August 1st, 2023.



English

2023.8.1~



# ENOSHIMA / KAMAKURA FREEPASS

## A trip to Enoshima / Kamakura by Odakyu Line

Enoshima and Kamakura have some of Japan's prime sightseeing spots. These areas offer gorgeous nature and ocean-side views, an array of seasonal flowers, and numerous Japanese historical and cultural sites such as temples and shrines. Enjoy a convenient, money-saving trip with Odakyu's Enoshima / Kamakura Freepass.

Save money with unlimited rides on the Enoshima Electric Railway!



- Round-trip travel on the Odakyu Line + unlimited use of Enoden (all lines) and Odakyu Line (Fujisawa ⇄ Katase-Enoshima)!

\*Additional fare is required if boarding outside of or traveling beyond designated areas.

- Does not include the Limited Express Romancecar surcharge. Please buy a limited express ticket if you use the Romancecar.
- Good for only one round-trip from the departure station to Fujisawa.
- The Enoshima / Kamakura Freepass can be purchased starting one month prior to the date of travel.

- 小田急線往復+江ノ電(全線)と小田急線(藤沢~片瀬江ノ島)が乗り降り自由!

※指定区間外での乗車、乗り越した場合は、その分の運賃をお支払いください。

●特急ロマンスカーの料金は含まれません。ご利用には別途、特急券をご購入ください。●発駅から藤沢駅の区間は、1往復しかできません。●江の島・鎌倉フリーパスは乗車日の1ヶ月前から購入できます。

Valid for 1 day	Adults	Children (6-11)
From Shinjuku	1,640 Yen	430 Yen
From Fujisawa	810 Yen	410 Yen

- ☀ The Enoshima / Kamakura Freepass can be purchased starting one month prior to the date of travel at all Odakyu Line stations.
- ☀ The Enoshima / Kamakura Freepass does not include limited express surcharges.
- ☀ The Enoshima / Kamakura Freepass and Romancecar limited express tickets can be purchased at any Odakyu Line station, Odakyu Travel office, or Odakyu Sightseeing Service Center.

● Instagram: @odakyu\_global  
[https://www.instagram.com/odakyu\\_global/](https://www.instagram.com/odakyu_global/)





● Official Website  
[https://www.odakyu.jp/english/passes/enoshima\\_kamakura/](https://www.odakyu.jp/english/passes/enoshima_kamakura/)





### About station numbers

	↳ Odakyu Line
	↳ Station number
	↳ Enoden
	↳ Station number

**Odakyu Line Train  
Status Information**



[https://www.odakyu.jp/  
cgi-bin/user/emg/  
emergency\\_bbs.pl](https://www.odakyu.jp/cgi-bin/user/emg/emergency_bbs.pl)

**Odakyu Line  
Fujisawa Station (1st floor)**

**Enoden Fujisawa Station (2nd floor)**

**Odakyu Shonan Gate**

**Bus terminal**

**Pedestrian bridge**


**[ Transferring to the Enoden ]**

- ① Come out the Odakyu Line ticket gate and proceed to the second floor, where you will see a flight of stairs.
- ② Walk up the stairs and walk in the direction away from the JR lines.
- ③ Cross the bridge.

**Fujisawa Station is currently under construction, so please check the information at the station when transferring to the Enoden.**


## 2 Kotoku-in

(Great Buddha of Kamakura)



Since it was constructed some 750 years ago, the hall housing the Great Buddha was subject to damage in repeated natural disasters, and as a result the Buddha now sits outdoors. It measures approximately 11.3 meters in height.

### 3 Hasedera Temple (Hase Kannon)★



Hasedera Temple was built in 736 C.E. Its primary image, revered since ancient times, is an 11-faced Kannon standing 9.18 meters in height. The temple's early-summer hydrangea are also a favorite tourist spot.

<https://enokama.jp/en/>

If you've got some extra time...

**Enjoy Enoshima Course**  
(incorporates Enoshima "Escar" escalator)

★ indicates facilities providing special discounts or other benefits for Enoshima / Kamakura Freepass holders. (Inquire at the respective facilities for details.)

..... See MAP-3 of Enoshima      \*Travel times are approximate.

The diagram illustrates the walking route from Odakyu Katase-Enoshima station to Enoshima Iwaya Cave and back. The route is as follows:

- Odakyu KATASE-ENOSHIMA** (Black box) → **On foot (approx. 15 min.)** → **Enoshima "Escar" escalator gate/transfer point** (Blue box)
- Enoshima "Escar" escalator gate/transfer point** → **Enoshima "Escar" escalator** (Blue box) → **(approx. 5 min.)** → **★ Enoshima Iwaya Cave** (Yellow box)
- Top of Enoshima** (Yellow box) → **On foot (approx. 15 min.)** → **★ Enoshima Iwaya Cave** (Yellow box)
- ★ Enoshima Iwaya Cave** → **On foot (approx. 15 min.)** → **★ Enoshima Sea Candle (Enoshima Samuel Cocking Garden) : Take in magnificent views of the ocean and evening sun!** (Yellow box)
- ★ Enoshima Sea Candle (Enoshima Samuel Cocking Garden) : Take in magnificent views of the ocean and evening sun!** → **On foot (approx. 20 min.)** → **Odakyu KATASE-ENOSHIMA** (Black box)

**Enoshima Sea Candle is  
open at night year-round  
(until 20:00)**

**ENOSHIMA**

To Katase-Enoshima Station  
To Enoden Enoshima Station  
Katase Higashi-hama beach  
Enoshima-benten-bashi Bridge

**Enjoy Enoshima Course**

Bronze Torii Gate (Seldo-no-Torii)

**Enoshima Island Spa** ★

**Enoshima Shrine Hoanden**

Hill

**Enoshima Benzaiten Nakamise-dori Street**

Approx. 15 minutes' walk

Hetsumiya shrine

Kodama shrine

Enoshima Yacht Harbor

**Enoshima "Escar" ★**

Enoshima Sea Candle (Enoshima Lighthouse Observation Tower) ★  
(Included in the 6th Japan Night View Heritage selection)

Approx. 5 minutes on Enoshima "Escar" escalator

**Enoshima Samuel Cocking Garden**

Okutsumiya shrine

Basho haiku-inscribed stele

Caution steep steps

Chigoga-fuchi

Bell of Ryuren

**Enoshima Iwaya Cave** ★

Approx. 15 minutes' walk

Nakatsumiya shrine

Entrance

Shonan Port

\*Hetsu-miya, Nakatsu-miya, and Okutsu-miya are all affiliated with the Enoshima Shrine.

The two stations are roughly ten minutes' walk apart.

**KATASE-ENOSHIMA**  
片瀬江ノ島

**ENOSHIMA Sta.**  
江ノ島駅

Enoden Line

Odakyu Line

JR 16

JR 06

Sakaigawa River

Subana-dori Street

Benten Bridge

Katase Bridge

Fujisawa City Tourist Center

Katase Enoshima Tourist Office

To Enoshima

Katase Higashi-hama beach

Sagami Bay